



Demographic and Income Profile Report

Jasper County, IL
 Jasper County, IL (17079)
 Geography: County

Summary	2010	2011	2016
Population	9,698	9,661	9,492
Households	3,940	3,925	3,897
Families	2,800	2,795	2,752
Average Household Size	2.45	2.45	2.42
Owner Occupied Housing Units	3,306	3,253	3,241
Renter Occupied Housing Units	634	672	656
Median Age	42.7	42.8	43.8
Trends: 2011 - 2016 Annual Rate	Area	State	National
Population	-0.35%	0.16%	0.67%
Households	-0.14%	0.25%	0.71%
Families	-0.31%	0.08%	0.57%
Owner HHs	-0.07%	0.50%	0.91%
Median Household Income	3.10%	3.37%	2.75%

Households by Income	2011		2016	
	Number	Percent	Number	Percent
<\$15,000	423	10.8%	400	10.3%
\$15,000 - \$24,999	605	15.4%	460	11.8%
\$25,000 - \$34,999	555	14.1%	491	12.6%
\$35,000 - \$49,999	616	15.7%	590	15.1%
\$50,000 - \$74,999	783	19.9%	909	23.3%
\$75,000 - \$99,999	539	13.7%	613	15.7%
\$100,000 - \$149,999	309	7.9%	326	8.4%
\$150,000 - \$199,999	73	1.9%	85	2.2%
\$200,000+	22	0.6%	23	0.6%
Median Household Income	\$43,032		\$50,125	
Average Household Income	\$53,662		\$57,633	
Per Capita Income	\$21,848		\$23,710	

Population by Age	2010		2011		2016	
	Number	Percent	Number	Percent	Number	Percent
0 - 4	555	5.7%	544	5.6%	534	5.6%
5 - 9	636	6.6%	630	6.5%	607	6.4%
10 - 14	626	6.5%	622	6.4%	606	6.4%
15 - 19	619	6.4%	612	6.3%	554	5.8%
20 - 24	503	5.2%	503	5.2%	472	5.0%
25 - 34	1,085	11.2%	1,084	11.2%	1,080	11.4%
35 - 44	1,103	11.4%	1,092	11.3%	1,016	10.7%
45 - 54	1,593	16.4%	1,574	16.3%	1,396	14.7%
55 - 64	1,289	13.3%	1,299	13.4%	1,350	14.2%
65 - 74	844	8.7%	860	8.9%	1,018	10.7%
75 - 84	559	5.8%	556	5.8%	557	5.9%
85+	286	2.9%	285	3.0%	302	3.2%

Race and Ethnicity	2010		2011		2016	
	Number	Percent	Number	Percent	Number	Percent
White Alone	9,564	98.6%	9,527	98.6%	9,343	98.4%
Black Alone	11	0.1%	11	0.1%	12	0.1%
American Indian Alone	13	0.1%	13	0.1%	13	0.1%
Asian Alone	24	0.2%	24	0.2%	25	0.3%
Pacific Islander Alone	2	0.0%	2	0.0%	2	0.0%
Some Other Race Alone	26	0.3%	26	0.3%	29	0.3%
Two or More Races	58	0.6%	58	0.6%	68	0.7%
Hispanic Origin (Any Race)	79	0.8%	79	0.8%	88	0.9%

Data Note: Income is expressed in current dollars.

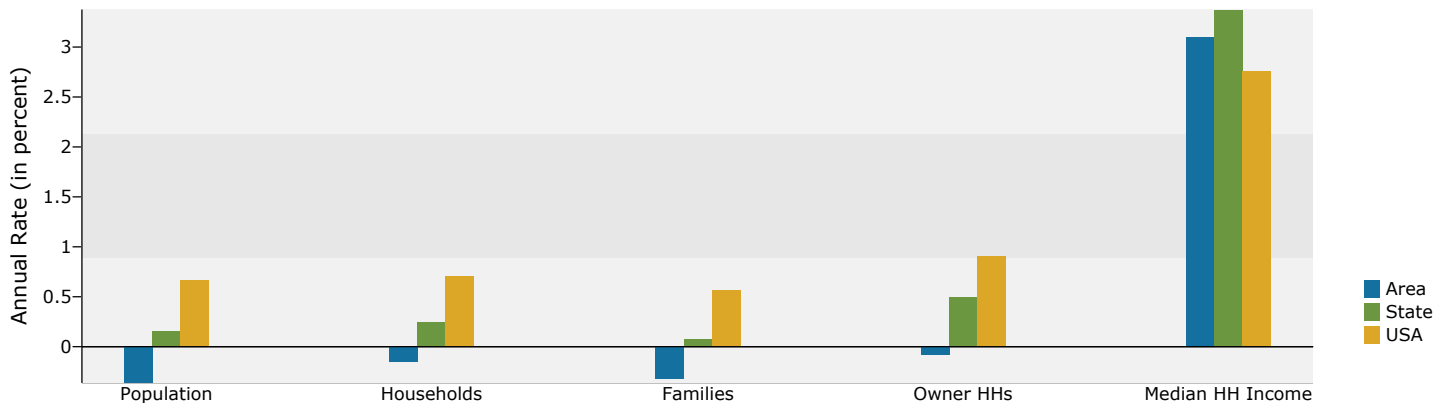
Source: U.S. Census Bureau, Census 2010 Data. Esri forecasts for 2011 and 2016.

December 16, 2011

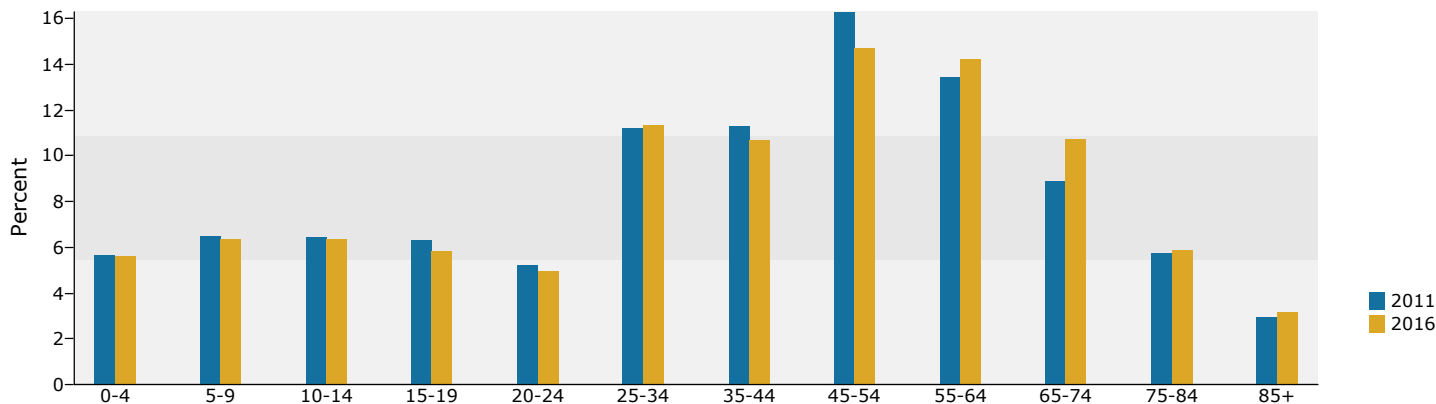
Made with Esri Business Analyst

Jasper County, IL
 Jasper County, IL (17079)
 Geography: County

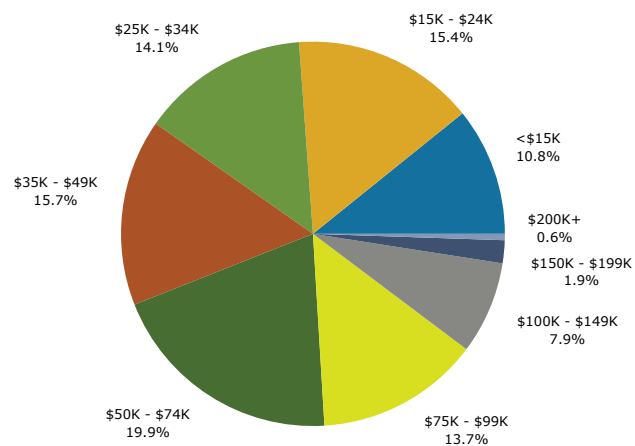
Trends 2011-2016



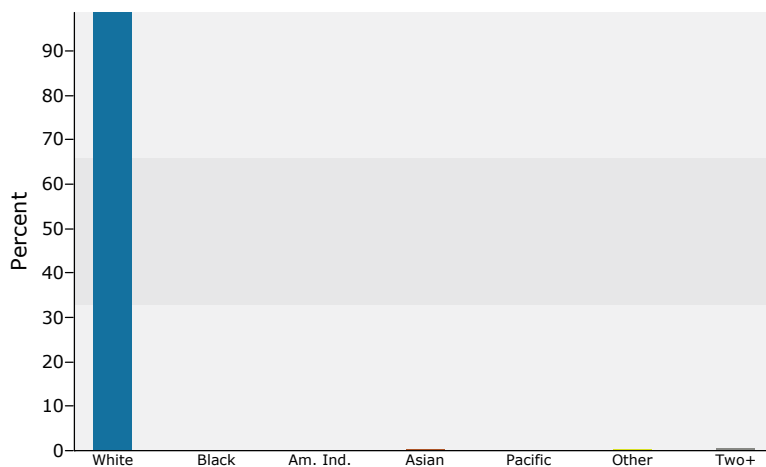
Population by Age



2011 Household Income



2011 Population by Race



2011 Percent Hispanic Origin: 0.8%

Source: U.S. Census Bureau, Census 2010 Data. Esri forecasts for 2011 and 2016.